

Professional Cleaning Equipment

Worldwide Innovation. Powerful Performance.



IPC Eagle



IPC Eagle Corporation is a member company of IPC (Integrated Professional Cleaning), which is one of the largest manufacturers of cleaning equipment in the world. This alliance provides for a broad range of innovative products to meet the needs and demands of the cleaning industry.

IPC Eagle offers one of the most complete lines of cleaning equipment on the market today. All of the products provide alternatives and improvements to the way work is done in our industry. Check out IPC Eagle and see why it has become one of the dominant forces in the U.S. cleaning industry.

Innovative Design, Better Choices.



SmartVac™

The **SmartVac™** is in a category all of its own and will change how floor surfaces are maintained. The battery-operated **SmartVac™** will vacuum carpet and sweep floors at incredible productivity rates, automatically adjusting to any surface, and even cleans its own filter. Throw away your old uprights and see a return on investment in as little as a few months.

- 24" - 32" battery vacuum and sweeper
- Multi-surface vacuum and sweeper
- Cleans up to 41,000 sq. ft./hr.
- Battery operated up to 2.5 hours
- Easy to use — just choose the cleaning mode
- Highly maneuverable
- Picks up large debris with no worries
- Digital hour meter to measure the productivity
- Adjustable handle for easy transport and storage
- SLS - Self Leveling System automatically adjusts to any surface
- Ultra quiet at 55 dBa can be used day or night



SmartVac™ 464
24" Battery Vacuum Sweeper



Easy to use with two preset work programs and a display with self-diagnostic data, battery charge status, and hour meter.



Vacuum shutoff for use when sweeping wet areas.



On-board battery charger. Enables the battery to be charged anywhere.



Self-cleaning filter with cleaning frequency linked to the selected work program.



SmartVac™ 664
32" Battery Vacuum Sweeper



The brush automatically adjusts to any type of carpet or hard surface floors.

Vacuum Sweepers

512/712 Vacuum Sweepers

The **512/712 Vacuum Sweepers** represent a revolution in the vacuum sweeping of carpets and hard surface floors. With their built-in battery chargers, large debris littergates, and battery run times of up to 4.5 hours, they bring a new level of productivity to floor maintenance.

- Cleaning rates up to 27,000-35,000 sq. ft./hr.
- Cleaning widths from 28" - 36"
- Battery or gas operated
- Built-in battery charger "Smarter Charger"
- From carpet to hard surface without adjustment
- Exceptional dry soil removal
- 5 micron dust control
- Easy to operate
- Robotically welded for maximum quality
- Electrical monitoring system will extend battery life
- High-efficiency filtration available



512
28" Cleaning Width



712
36" Cleaning Width



512R
28" Cleaning Width



712R
36" Cleaning Width

512/712R Vacuum Sweepers

- Cleaning rate up to 51,000 sq. ft./hr.
- Cleaning width of 28" - 36"
- Built-in battery charger "Smarter Charger"
- From carpet to hard surface without adjustment
- Huge hopper capacity
- Heavy-duty chassis
- Easy to operate
- Robotically welded for maximum quality
- Dust filter replacement without tools

1050 Sweeper (Battery Operated)

The **1050 Sweeper** is the perfect step up to higher productivity from walk behind units. Small enough to go through a 32" opening but large enough to clean a 39" cleaning path.

- Up to 55,000 sq. ft./hr.
- 39" cleaning width
- 3 programmable cleaning modes
- Spin-on, spin-off brushes
- Patented self-leveling main broom
- Patented self-cleaning filters



1050
39" Cleaning Width

Vacuum Sweepers

1202 Sweeper (Battery Operated)

The **1202 Sweeper** is a compact and maneuverable ride-on sweeper with a choice of three work programs for efficient cleaning of large surfaces.

- Cleans 68,000 sq. ft./hr.
- 48" cleaning path
- Climbs to 16% incline
- 3 programmable cleaning modes
- Patented self-leveling system
- Patented NDC (No Debris in Curve)
- Automatic main brush lift in reverse



1202
48" Cleaning Width

1404 Sweeper (Battery Operated)

The **1404 Sweeper** features a wide range of standard accessories and has the choice of three different brushing methods, providing an answer for even the most difficult cleaning situations.

- Cleans 82,000 sq. ft./hr.
- 58" cleaning path
- Climbs to 20% incline
- 3 programmable cleaning modes
- Patented self-leveling system
- Patented NDC (No Debris in Curve)
- Automatic main brush lift in reverse



1404
58" Cleaning Width

510M Manual Sweeper

The **510M Manual Sweeper** is designed to be the easiest-to-use manual sweeper on the market. With a two-stage hopper system, it provides a level of dust control unusual in a manual sweeper. The steel frame provides long-term durability.

- Cleaning productivity up to 27,000 sq. ft./hr.
- 28" cleaning path
- One-hand operation
- Superior dust control
- Lightweight
- Large hopper capacity
- Heavy duty chassis made of steel



510M
28" Cleaning Width

The Ultimate **Green** Cleaning Machines



The ECS™ is the only High Speed Automatic Scrubber on the market!

It's designed to run at High Speed's (600 RPM) for cleaning with Microfiber and Diamond Pads but can also be used at a lower speed (180 RPM) allowing you to use the ECS™ as a traditional automatic scrubber. This versatile machine can:

- Reduce Water Consumption
- Reduce Labor Time
- Reduce or Eliminate Chemical Consumption
- Reduce Frequent Burnishing
- Clean and Polish

ECS™ High Speed Microfiber Scrubbing System

They have the green cleaning benefits of water, chemical, energy and noise reduction but also provide all of the additional benefits of our Clean Time Scrubbers and more. It is like two scrubbers in one, microfiber or traditional scrub. High Speed Microfiber scrubbing system uses less water, chemicals and time.



Dump and refills are a thing of the past!

- Reduce Water Consumption 80%-90%
- Reduce Chemical Consumption up to 80%-90%
- Reduce Labor Time up to 30-50%

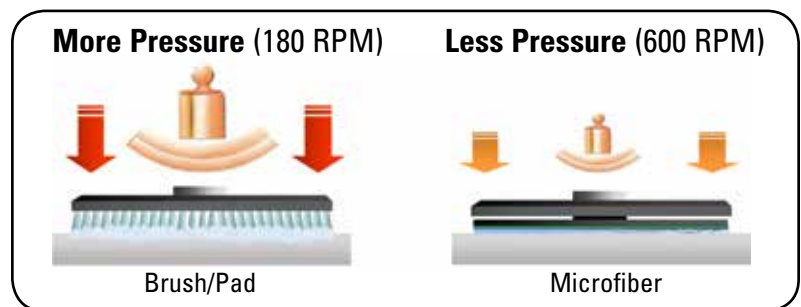
Equipped with 2 operating modes

- High Speed Micro Scrub and Traditional Scrub (CT15 only runs in 600RPM Mode)

Patented Microfiber Scrubbing System -

Designed to deliver the performance advantages of microfiber

- **High Speed** (600 RPM) over three times faster than traditional scrubbers
- **Low Pad Pressure** allowing high oxygenation of fibers
- **Limited Water** is needed to allow microfiber to work effectively.



ECS™ High Speed Diamond Pad Scrubbing System

IPC Eagle's ECS™ high speed automatic scrubbers are uniquely designed to clean and polish sealed and non-sealed floors in just one process. This chemical free mechanical cleaning approach physically removes the soil as it polishes the surface drastically cutting the cost of labor and chemicals while eliminating frequent burnishing.

- Cleans and polishes floors in just one process
- Provides a high gloss shine on VCT and other sealed floors without burnishing.
- Provides high gloss shine on unsealed floors including polished concrete, terrazzo, natural stone, vinyl and epoxy floors
- Chemicals are eliminated in this mechanical cleaning approach
- Our High Speed (600 RPM) ECS™ Machines are over three times faster than traditional scrubbers allowing you to get the high gloss shine you expect

Benefits of using the ECS™ High Speed Diamond Pads

- 600 RPM provides a high gloss shine in half the time
- Extends the life of the floor finish by 50%
- Drastically reduces cost by increasing the life of the floor, reducing stripping and re-coating and reducing the amount of pad replacements
- Eliminate frequent burnishing
- Eco-Friendly, mechanically cleans without chemicals
- Provides consistently clean and high gloss floors



Normal Floor Maintenance with Burnishing



ECS™ High Speed System with Diamond Pads

ECS™ Automatic Scrubbers

CT15 ECS™

The **CT15 ECS™** High Speed Microfiber scrubbing system uses less water, chemicals, and due to its compact size offers you exceptional productivity in tight areas.

- **4 gallon solution, 5 gallon recovery**
- On-board charger
- Only runs in 600 RPM Mode



CT15 ECS™
14" Brush Drive
4/5 Gallon

CT40 ECS™

The **CT40 ECS™** High Speed Microfiber scrubbing system uses less water, chemicals and time.

- **10 gallon solution, 13 gallon recovery**
- On-board charger
- Optional "Chem Dose" system

CT40 ECS™
20" Brush & Traction Drive
(shown with optional Chem Dose)
10/13 Gallon



CT70 ECS™

The **CT70 ECS™** Micro Scrub system offers incredible scrubbing performance and productivity. Uses a fraction of the water and chemicals of traditional scrubbers and cleans continually without dumping and refilling.

- **19 gallon solution, 20 gallon recovery**
- On-board charger
- Optional "Chem Dose" system



CT70 ECS™
28" Traction Drive
19/20 Gallon

CT110 ECS™

The **CT110 ECS™** offers incredible productivity. Cleans continually without dumping and refilling.

- **29 gallon solution, 30 gallon recovery**
- Optional On-board charger
- Optional "Chem Dose" system
- Squeegee automatically lifts in reverse


CT110 ECS™
32" Rider
29/30 Gallon



Automatic Scrubbers

“Get Right Sized” Cleantime Automatic Scrubbers are specifically designed to meet the productivity needs of everyday cleaning and not the norms of the equipment industry. With a wide variety of automatic scrubbers available, IPC Eagle will have the “Right Size” scrubber for any job. (See “Get Right Sized” brochure for more info).

SLS



SLS (Self Leveling System) uniform scrubbing guaranteed by the spring-activated floating head, which adapts instantly to even the most irregular surfaces.

CWS



CWS (Central Weight System) balances the weight of the machine constantly on its center, allowing for increased maneuverability and productivity.

AFS



AFS (Anti-Foam System) uses air flow to protect the vacuum motor against foam.



Spin-on/Spin-off Brush Pad
Automatic brush attachment and release system (without hands or tools).



Reduce your cleaning costs with Chem-Dose

Chem-Dose is an innovative system which enables Cleantime automatic scrubbers to handle the detergent separately from the water tank. The system can be activated or deactivated at any moment and enables the detergent to be mixed precisely in percentages from 0.5% to 10% (0.5-12 ounces per gallon) with the water for the CT110 and from 0.5% to 3% (0.5-4 ounces per gallon) with water for the CT40, CT70 and CT90 walk behind models.

High Precision Mixing System:

- Reduces detergent use to a minimum
- Pumps the detergent into the water to precisely mix the solution
- Eliminates chemical build-up in tank and solution lines
- Works with the water regulation system of the machines to save water and detergent

Accessory available on the following models:

CT40 CT70 CT90 CT110 CT230



Automatic Scrubbers

CT15 (battery and electric)

The **CT15** is small in size but provides high productivity and long battery run-times. It is perfect for areas where traditional auto-scrubbers are just too big.

- **4 gallon solution, 5 gallon recovery**
- On-board charger (Battery Only)
- Adjustable handle to reach difficult areas
- Easy to use control panel
- Removable tank
- AFS - Anti-foam system
- Spin-on/spin-off brush

CT15
14" Brush Drive
4/5 Gallon



CT30

The **CT30** offers all the benefits of the CT15 but with a 18" cleaning path and 8 gallon tank.

- **8 gallon solution, 9 gallon recovery**
- On-board charger
- Spin-on/spin-off brush

CT30
18" Brush Drive
8/9 Gallon



CT40

The **CT40** comes in an incredibly compact size with large tank capacity, and ease of use will offer high productivity and performance with very little training.

- **10 gallon solution, 13 gallon recovery**
- On-board charger
- Self-leveling brush head
- Spin-on/spin-off brush
- Optional "Chem-Dose" system
- Now includes variable adjusted solution flow

CT40
20" Brush &
Traction Drive
10/13 Gallon



CT70

The **CT70** provides the productivity of scrubbers twice its size in a very small compact design. The simplicity, ease of use, and maneuverability of the CT70 is very unique to scrubbers in this range. Even with a very compact size, the CT70 will clean up to 50,000 square feet in one charge.

- **19 gallon solution, 20 gallon recovery**
- On-board charger
- Scrubbing width 20", 24", 28"
- Brush and traction drive
- Superior balance and maneuverability
- Optional "Chem-Dose" system
- Now includes variable adjusted solution flow



CT70
20" Brush & Traction Drive
19/20 Gallon



CT70
24" & 28" Traction Drive
19/20 Gallon

Automatic Scrubbers

CT90

The **CT90** is designed to clean large areas fast but maintain the maneuverability and ease of use of the other Cleantime automatic scrubbers. Even with a very compact size, the CT90 will clean up to 65,000 square feet in one charge.

- **24 gallon solution, 25 gallon recovery**
- Optional on-board charger
- Scrubbing width 28" and 32"
- Battery operated
- Floating brush system
- Exclusive V squeegee
- Traction drive
- Now includes variable adjusted solution flow



CT90
28 & 32" Traction Drive
24/25 Gallon

CT100

The **CT100** is available in 28" and 32" scrubbing widths. Through innovation, the CT100 offers high productivity in a compact design, superior maneuverability and outstanding cleaning performance.

- **26 gallon solution, 29 gallon recovery**
- Scrubbing width 28" and 32"
- Curved squeegee
- Compact design
- Self-propelled forward and reverse



CT100
28 & 32" Traction Drive
26/29 Gallon

CT70 Rider

Slightly bigger than a small walk-behind, the **CT70 Rider** can offer high production cleaning for any area. This unique rider offers the maneuverability and visibility of a stand up machine but with the ergonomics of a rider.

- **19 gallon solution, 20 gallon recovery**
- On-board charger
- Squeegee lifts up when in reverse
- Strong differential gear drive to climb slopes
- Optional "Chem-Dose" system
- Goes through doorways and on elevators with ease



CT70 Rider
24 & 28" Traction Drive
19/20 Gallon

CT110

The **CT 110** is an incredibly small rider scrubber but with a 29/32 gallon tank offers much higher productivity than other rider scrubbers in its range. Designed to offer high productivity and performance with very little training.

- **29 gallon solution, 32 gallon recovery**
- Optional on-board charger
- Optional "Chem-Dose" system
- Scrubbing width 28" and 32"
- Three pre-programmed work settings
- Automatic solution and speed reduction on turns
- Self-leveling brush system
- Exclusive squeegee system
- Squeegee lifts-up in reverse



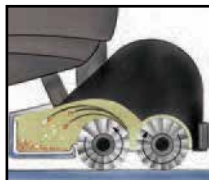
CT110 Rider
28 & 32" Traction Drive
29/32 Gallon

Automatic Scrubbers

CT160

The **CT160** scrubber is designed for commercial and warehouse cleaning applications. It is one of the easiest riders to use on the market. Even the brushes are connected and disconnected automatically.

- **39 gallon solution, 45 gallon recovery**
- Optional on-board charger
- Scrubbing width 28", 32", 36" and 30" cylindrical
- 5 hour run time
- Ultra-dry squeegee system
- SLS - Self leveling system



The CT160 Cylindrical is equipped with 30" dual counter rotating brushes to sweep, wash, and dry in just one pass. Ideal for grouted tile and warehouse floors.



CT160 Rider
28, 32, 36" & 30" cylindrical
Traction Drive
39/45 Gallon



CT160
BT75 R Cylindrical Brush,
Scrub & Sweep Version
39/45 Gallon

CT230

The **CT230** is designed for commercial as well as industrial applications. The 36 volt battery system offers long run times for high-production large-area cleaning.

- **54 gallon solution, 59 gallon recovery**
- Optional on-board charger
- Scrubbing width 42" disk pads or brushes
- AFS - Anti-foam system
- 4.5 hour run time
- Ultra-dry squeegee system
- Optional "Chem-Dose" system



CT230 Rider
42" Traction Drive
54/59 Gallon

Cylindrical Scrubbers and Floor Machines

T10/T15 Cylindrical Scrubbers

The **T10/T15** have been specifically designed to give unequaled performance in maintaining and restoring grouted and textured floors.

- Two sizes, 10" and 15" to fit any application
- Thoroughly deep cleans porous and textured surfaces
- Restores as it cleans
- Scrubs and dries in one pass in either direction
- Cylindrical design outperforms traditional methods
- Safe and easy to use, even in restoration



T10
1.3 Gallons
10" Cylindrical



T15
4 Gallons
15" Cylindrical

Low Speed

These **FM17/FM20** floor machines were designed to handle everyday use and abuse. The rotationally molded polyethylene base will absorb impacts and maintain a good appearance for long period of time. The glass-filled switch box and the trigger handle have incredible strength.

- Heavy-duty, 1.5 HP motor; dual capacitor
- Stainless Steel base
- 175 RPM
- Steel, triple planetary gears
- 50 ft., heavy-duty yellow ST cord
- Chrome plated steel handle
- Quick and easy handle adjustment



FM17/FM20
17" & 20"

High Speed

The **B1500/B2000** high-speed burnisher will provide the high-gloss results that are expected in today's floors. Equipped with a Flex pad driver at 2000 RPM, the B1500/B2000 will provide high productivity and optimum performance.

- 20" Belt Drive 1500/2000 RPM burnisher
- Stainless Steel brush cover
- Multi-V belt drive reduces load on bearings and extends motor life
- 19" flex pad driver for increased productivity
- Easy to release cord wrap by just lowering the handle
- 75 ft., heavy-duty yellow ST cord
- Chrome plated steel handle
- Rear transport wheels for easy turning and mobility



B1500/B2000
20" Belt Drive

Eagle Pro Propane Burnisher

The Eagle Pro line of propane burnishers are designed with the perfect balance of performance and productivity. The offset body allows for easy access under racks and into corners. The unique pad angle eliminates side torque and increases pad pressure.

- 20 HP Kawasaki engines
- Sizes include 21", 24", 27" and 30" stripper
- UL and CGA approved, Meets CARB and EPA emissions standards



Eagle Pro
21", 24" & 27"

Fastract™ Extractors



SC4/SC7/SC12

12", 17", 19" Cleaning Widths

These 4, 7 and 12 gallon self-contained extractors offer portability, ease of operation, and performance. With up to a 19" wide cleaning path, high-speed brush, and dual vacuum motors, the **SC7** and **SC12** can clean and dry carpets fast!

- Tank capacity: 4, 7 and 12 gallon models
- Cleaning paths 19" (SC12), 17" (SC7) and 12" (SC4)
- Patented, 4-wheel design for excellent balance and turning radius on the SC7 and SC12
- Self-adjusting, self-leveling brush eliminates manual adjustment
- Dual buckets with the SC12 for safe lifting and dumping of solution



Job Extractor

3 Gallon Fresh Water Tank

The **Job** is the perfect tool for cleaning and spotting of carpet, upholstery and hard surface floors.

- For carpet, upholstery and hard surfaces
- Powerful 1.5 HP vacuum motor
- Polyethylene for durability
- 6-caster design for easy mobility
- Comes equipped with hose and tools for carpet, upholstery and hard surfaces
- 3-gallon fresh water tank
- Locking hose-in-hose with swivel cuff
- 9-gallon recovery tank



BX2

2 Gallon Tank Capacity

The only small extractor truly designed to be a spotter. With a built-in transport handle, molded-in holders for spray bottles, and a place to wrap the cord and hose, it is ready to clean those spots whenever you are!

- At 17 pounds, it is compact and maneuverable
- Built-in handle and 6" wheels makes it easy to transport
- Built-in spray bottle holders transform the machine into a spotting system
- Only upright-mounted vacuum motor on the market to ensure longer motor life



BX12/BX12 w/heat

12 Gallon Tank Capacity

The **BX12** is designed to provide professional cleaning performance. With a standard 150 PSI pump, dual vacuums, and an optional in-line heater, the BX12 has the power to reclaim the dirtiest of carpets.

- Powerful, 150 PSI pump and dual vacuum motors with 150" water lift provides for optimum cleaning
- Available with or without built-in heater
- All motors are mounted to a metal baseplate to guarantee long-term durability
- All fittings—such as the strain relief, quick disconnect, etc.—are fully protected, eliminating breakage during transport, storage and operation
- Intercooler cools the motor compartment, extending motor life

Vacuums



Wet/Dry Vacuums
Up to 24 Gallon Tank Capacity



Optional front mount
squeegee



Auto Discharge Wet
Solution Vacuums 18 or
24 Gallon Tank Capacity

Wet/Dry Vacuums

A full line of polyethylene and steel tank wet/dry cleaners for dirt and liquid pickup available with a variety of options including HEPA equivalent filters. Large area, front-mounted squeegee and a variety of tool options.

- Tank capacities up to 24 gallons
- 9-piece standard tool package and hose
- Polyethylene, polypropylene, and steel tank options
- Powerful 1.5 HP single or dual vacuum motors
- Automatic pick up with attachable squeegee tools
- Private label available
- Optional front-mount squeegee

Auto Discharge Wet Solution Vacuums

This is the perfect restoration and clean-up tool. This unit allows for vacuuming of wet solution, while pumping out the solution at a rate of 40 gallons per minute.

- Tank capacity: 18 or 24 gallons
- Pumps out up to 48 gallons per minute
- Direct discharge for containment
- Comes standard with 10' hose, 3 piece wand, and 19" squeegee tool for water pick up
- Steel and polyethylene tank
- Eliminates dumping
- Optional front-mounted squeegee



Hospital Canister
Vacuum
5 Gallon

Hospital Canister Vacuum

The **Hospital** is the most powerful vacuum in its class. It was designed for where high filtration and sound sensitivity is a must. It is also perfect for any facility requiring high performance vacuuming.

- All components contain Microban to prevent the growth and spread of bacteria
- Treated filters eliminate the spread of living micro-organisms
- Powerful 1000 watt super high-speed vacuum for deep cleaning
- Extra quiet for sound sensitive environments
- Optional motorized power head
- 4-stage filtration



EVO Wet/Dry
Canister Vacuum
4 Gallon

EVO (Wet/Dry) Canister Vacuum

The **EVO** is small in size but very large in performance. It was designed where high filtration and sound sensitivity is a must, but is perfect for any facility requiring high performance vacuuming. Its wet vacuum capability gives it the versatility to pick up spills and wet debris.

- Powerful 1000 watt super high-speed vacuum for deep cleaning wet or dry
- Extra quiet for sound sensitive environments, less than 57 dB
- Optional motorized power head
- 3-stage filtration
- 4 gallon capacity wet or dry



Backpack
Vacuum

Backpack Vacuum

- 3-position hip adjustment for wider or narrower hips
- 6 or 10 quart capacity
- Ergonomically designed harness with multi-adjustable setting for optimum comfort
- Lightweight – only 11 lbs.
- Hip mounted switch results in easy on/off
- 3-ply composite filter, with antimicrobial agent, allows greater air flow so the bag can fill to maximum capacity!



Portable Air
Mover

Portable Air Mover

- Long Lasting and Durable!
- 3-speed drying with 1/2 HP motor
- 2500 CFM
- Easy to stack for storage or transport
- Available with optional carpet clamp
- Thermally protected motor
- Adjustable to four different positions for drying carpets, furniture, curtains, ceilings, ANYTHING!

Window Cleaning Solutions

Ultra Pure Pure Water Window Cleaning Systems

IPC Eagle is the leader in pure water cleaning systems. Ultra Pure uses a combination of on-demand reverse osmosis and deionization systems, special brushes and ultra light poles. Pure water is an incredible cleaner and leaves the glass spot free.

- **Safe** - Safely cleans up to 5 stories from the ground
- **Fast** - Up to 10 times faster than using ladders or a lift
- **Easy to Use** - No special skills are needed to get professional window cleaning results, fast
- **Effective** - Cleans the entire window, frame & ledge
- **Green** - No chemicals required



Hydro Cart
Battery, Gas, Electric &
Tap Run Models Available

HydroTube™
Gas, Electric & Tap Run
Models Available

Pulex Window Cleaning Tools

For over 30 years, Pulex has been crafting quality professional window cleaning products. Pulex products are all interchangeable with the tools you use today.



- High quality natural rubber blades
- Squeegees – Brass, Swivel, Stainless Steel, Technolite, Alumax, Aluminum, Plastic, Stutz
- Window Washer Sleeves – Microfiber, Microtiger, Acrylic
- T-Bars – Swivel, Aluminum/Plastic, Aluminum/Stainless Steel, Plastic
- Telescopic Poles
- Scrapers and Blades

Hydro Clean

Indoor Ultra Pure water cleaning system

This light weight indoor window cleaning system allows you endless possibilities due to it's innovative design and versatility. You can now easily clean those hard to reach spots without the hassle of moving furniture. It's chemical free allowing for an environmentally friendly product and cutting chemical costs. It does not require electricity making it convenient no matter the location.

- Indoor glass, windows and walls
- Glass partitions, show-cases, mirrors
- Elevator walls and doors
- Counters and work benches



HighRise™ Automated Cleaning System

High productivity and safety. The HighRise™ takes over where the waterfed poles leave off.

- From 5 stories up, the sky's the limit!
- Safely operated by remote control.
- Can do weeks worth of cleaning in a day
- Portable, take wherever you need to go with just a trailer.



Screen Washer

There is no faster way to clean a screen. Just hook it up to a garden hose and this incredible tool can clean both sides of a screen at once.

- Simple and easy to use
- Compact, portable and easy to transport
- Assembles in less than a minute without tools
- Designed to be durable and made to last!





IPC Eagle

3650 Dodd Rd • Eagan, MN 55123
651.686.5399 • Fax 651.686.5695 • 800.486.2775
www.ipceagle.com

IPC Eagle Corporation Sales and Service Provided By: